




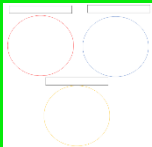


<p>Spring Term 2 Year 1</p>	<p style="text-align: center;">Handwriting practice and 60 second reads </p>		
<p style="writing-mode: vertical-rl; transform: rotate(180deg);">Daily Reading (Don't forget to log on Marvellous Me)</p>	<p style="text-align: center;">Mathematics</p> <p>Numbots- collect coins and complete challenges to earn your next reward!</p> <p>Can you practise adding and subtracting different amounts?</p> <p>Practise counting in multiples of 5 and 10 and getting super speedy with your number bonds.</p>	<p style="text-align: center;">Geography</p> <p>We have been learning about the physical process of erosion. Can you go for a walk near the river and explore where you will find evidence of erosion? Explain to your grown-ups what process is happening. Maybe you can draw and label a diagram to explain this. We would love to see your pictures on Twitter!</p>	<p style="text-align: center;">Science</p> <p>What seasonal changes do you notice all around as we move from winter into spring? Go on a nature walk to the local park, gardens, woods with your family and make labelled sketches, diagrams and notes to show the seasonal changes. As we continue to learn about plants, look closely at what is growing around us. Look closely at flowers, what parts can you name? Which trees are evergreen and what is happening to the deciduous trees as spring arrives?</p> <p style="text-align: center;"><i>The Mysterious Seed!</i></p> <p>Using your plant kit from school, nurture and grow the mysterious seed... Can you predict what type of plant/flower it will be? Look for the growth of roots and shoots. Measure the shoot weekly with a ruler to track the growth. How can you ensure this plant survives outside? Think about a suitable place to plant it (May-June time).</p>
	<p style="text-align: center;">PE</p> <p>KS1 are involved in a huge sporting competition testing our multi-skills abilities. Practice the four skills at home so you can make the leader board in school and across the competition! Don't worry about needing lots of equipment- jump over a book, throw a ball at the side of the house wall, practice travelling through obstacles such as toys in your garden!</p>	<p style="text-align: center;">Coastline</p> <p style="text-align: center;">Year 1 Homework Challenges</p> 	<p style="text-align: center;">Art/ DT</p> <p>What would your dream seaside resort look like?</p> <p>Use a range of materials to create a diorama to show us. Can you include key features of the coastline such as a beach, lighthouse and beach huts?</p> <p>The best dioramas from each class will win a prize at the end of the half term.</p>   
	<p style="text-align: center;">Computing</p> <p>In computing we are learning about grouping data. At home make three small piles of objects that can be grouped together. Create a diagram similar to the one shown below and add images of the items you have grouped.</p> <p>Finally, can you think of a label for each group?</p> 	<p style="text-align: center;">English</p> <p>We will be taking inspiration from the plastic pollution debate to develop our own stories.</p> <p>Can you complete some further research on plastic pollution? You could create a letter to the local government asking them to support us in reducing plastic waste. Maybe you could write a story or a poem inspired by your research.</p> 